

Ball Valves

Stainless Steel 3-piece Ball Valve Full Bore with PTFE seat design, no dead angle. Manufactured from premium grade Stainless 304 or 316L, ensuring that it remains incredibly strong as well as to prevent rust. The 3-piece ball valve is WOG rating, 1000psi designed to be used in water, oil, gas, food & beverage processing, pharmaceutical and daily chemical, industrial fluid applications. Connection End with tri-clover/clamp, weld or thread.

Main features

- Manufactured from premium grade Stainless 304 or 316L.
- Full bore with FDA-approved seat materials: FDA 21 CFR 177.2600 PTFE
- A wide selection of different end connections.
- Sanitary surface finish, available with Ra < 0.4µm or EP (SF1 and SF4).
- Manual handle and pneumatic actuator are interchangeable.
- Working temperature -20 to 150 °C
- Max Pressure : 10 - 30 bar

Industry for use

- Dairy, Food and Beverage
- Suitable for low and medium viscosity fluids.

Connections

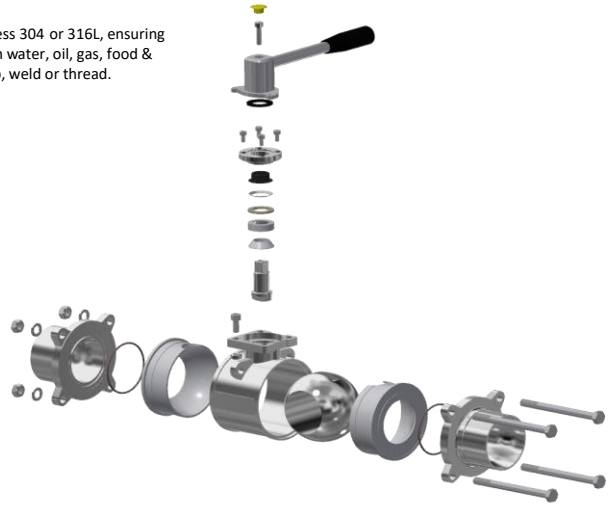
- Connection End with tri-clover/clamp, weld or thread.
- Pipe Joint Systems : DIN SMS RJT ISO


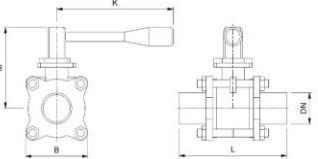

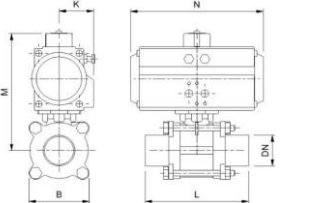

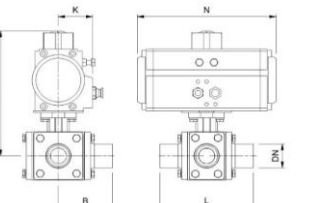
Options

- Service kits available in any combination

Materials

- Stainless steel 304 or 316L



| Manual non retention ball valve - Weld / Weld | | Size | Basic Part number | L | B | M | K | DN | Max. Working Pressure Bar / Psi |
|---|---|------|-------------------|-----|-----|------|----------|--------|---------------------------------|
|  |  | DN10 | BA-010-AA | 90 | 49 | 80 | 130 | 13x1,5 | 10 / 145 |
| | | DN15 | BA-015-AA | 90 | 49 | 80 | 130 | 19x1,5 | 10 / 145 |
| | | DN20 | BA-020-AA | 116 | 54 | 83 | 130 | 23x1,5 | 10 / 145 |
| | | DN25 | BA-025-AA | 120 | 69 | 89 | 130 | 29x1,5 | 10 / 145 |
| | | DN32 | BA-032-AA | 143 | 73 | 98 | 155 | 35x1,5 | 10 / 145 |
| | | DN40 | BA-040-AA | 143 | 73 | 98 | 155 | 41x1,5 | 10 / 145 |
| | | DN50 | BA-050-AA | 156 | 86 | 108 | 155 | 53x1,5 | 10 / 145 |
| Air operated non retention ball valve - Weld / Weld | | Size | Basic Part number | L | B | M | K | DN | Max. Working Pressure Bar / Psi |
|  |  | DN10 | BA-010-AA | 90 | 49 | 136 | 40 | 13x1,5 | 10 / 145 |
| | | DN15 | BA-015-AA | 90 | 49 | 136 | 40 | 19x1,5 | 10 / 145 |
| | | DN20 | BA-020-AA | 116 | 54 | 141 | 40 | 23x1,5 | 10 / 145 |
| | | DN25 | BA-025-AA | 120 | 69 | 147 | 40 | 29x1,5 | 10 / 145 |
| | | DN32 | BA-032-AA | 143 | 73 | 183 | 52 | 35x1,5 | 10 / 145 |
| | | DN40 | BA-040-AA | 143 | 73 | 183 | 52 | 41x1,5 | 10 / 145 |
| | | DN50 | BA-050-AA | 156 | 86 | 201 | 52 | 53x1,5 | 10 / 145 |
| | | DN65 | BA-065-AS | 221 | 162 | 252 | 64 | 70x2 | 10 / 145 |
| DN80 | BA-080-AS | 232 | 174 | 259 | 64 | 85x2 | 10 / 145 | | |
| Air operated non retention 3-way ball valve - Weld / Weld / Weld | | Size | Basic Part number | L | B | M | K | DN | Max. Working Pressure Bar / Psi |
|  |  | DN15 | BA3-015-AAA | 118 | 59 | 176 | 47 | 19x1,5 | 10 / 145 |
| | | DN20 | BA3-020-AAA | 128 | 74 | 177 | 47 | 23x1,5 | 10 / 145 |
| | | DN25 | BA3-025-AAA | 128 | 74 | 177 | 47 | 29x1,5 | 10 / 145 |
| | | DN32 | BA3-032-AAA | 146 | 85 | 185 | 47 | 35x1,5 | 10 / 145 |
| | | DN40 | BA3-040-AAA | 146 | 85 | 197 | 52 | 41x1,5 | 10 / 145 |
| | | DN50 | BA3-050-AAA | 169 | 98 | 210 | 52 | 53x1,5 | 10 / 145 |